

Carnation-Duvall Citizen Corps Council

1. 1. How are you involved with the Carnation-Duvall Citizen Corps Council (CDCCC)? Check ALL that apply. If you have NOT taken a CERT class, PLEASE be sure to mark BOX b in addition to any others that may apply. This will allow you to skip the questions pertaining to the CERT class.

		Response Percent	Response Count
a. CERT class taken		78.5%	73
b. NO CERT class taken		12.9%	12
c. HAM Radio		24.7%	23
d. Medical Reserve Corps (MRC)		32.3%	30
e. Neighborhood Watch Plus/Map Your Neighborhood		12.9%	12
f. FireWise/FireCorps		6.5%	6
Other (please specify)		20.4%	19
		answered question	93
		skipped question	1

2. 2. What was your reason for taking the CERT class? Check ALL that apply.

		Response Percent	Response Count
a. To help my family		64.6%	51
b. To help my neighborhood		65.8%	52
c. To help my community		68.4%	54
d. For general preparedness		78.5%	62
Other (please specify)		11.4%	9
		answered question	79
		skipped question	15

3. 3. When did you take the CERT class? (Please make your best guess.)			Response Percent	Response Count
a. 2004 or earlier		16.5%	13	
b. 2005		11.4%	9	
c. 2006		6.3%	5	
d. 2007		21.5%	17	
e. 2008		24.1%	19	
f. 2009		11.4%	9	
g. 2010 (current class)		8.9%	7	
			<i>answered question</i>	79
			<i>skipped question</i>	15

4. 4. How did you learn about CERT classes? Check ALL that apply.			Response Percent	Response Count
a. Friend or family member		33.8%	27	
b. Newspaper		35.0%	28	
c. Flyer		8.8%	7	
d. Posting on website(s)		2.5%	2	
e. Booth at Carnation Fourth of July celebration, Duvall Days, etc.		11.3%	9	
Other (please specify)		23.8%	19	
			<i>answered question</i>	80
			<i>skipped question</i>	14






5. 5. Realistically, how would you like to help? (Please provide your email address at the end of the survey so that we can contact you.) Check ALL that apply.

		Response Percent	Response Count
a. I'm as involved as I can be right now		67.1%	51
b. Phone tree		19.7%	15
c. Office work		10.5%	8
d. Fund raising		2.6%	2
e. CERT classes		15.8%	12
f. Drills		27.6%	21
g. Disaster response		39.5%	30
h. Continuing Education		18.4%	14
i. Public outreach		5.3%	4
j. CDCCC Board member or committee member		6.6%	5
k. Donate funds		0.0%	0
Other (please specify)		7.9%	6
		<i>answered question</i>	76
		<i>skipped question</i>	18

6. 6. What can we do to help you encourage your friends & neighbors to get preparedness training? Check ALL that apply.

		Response Percent	Response Count
a. Nothing		29.6%	21
b. Email me a packet of information that will explain in very simple (and motivating) terms the importance of preparedness and what the CERT classes will provide. I could then forward the information to others. (Please be sure to include your Email address in Question 19 as this is an anonymous survey.)		32.4%	23
c. Condense the training to a shorter period of time.		16.9%	12
d. Offer the CERT class on seven consecutive weekday evenings.		8.5%	6
e. Offer the CERT class on Saturdays instead of only weekdays.		31.0%	22
Other (please specify)		14.1%	10
		<i>answered question</i>	71
		<i>skipped question</i>	23

7. 7. CERTs may be involved immediately after a disaster in several ways: supporting MRC field treatment center operations, supporting Citizen Corps search and rescue operations, and/or shelter operations. Which of the following activities would you be interested in supporting? Check ALL that apply.

		Response Percent	Response Count
a. None, as it is likely I will be helping only my family and neighbors in a disaster		25.0%	18
b. Helping with the medical response		51.4%	37
c. Supporting search and rescue operations		55.6%	40
d. Helping to staff CDCCC shelter operations		38.9%	28
Other (please specify)		20.8%	15
		<i>answered question</i>	72
		<i>skipped question</i>	22

8. 8. If there is a serious disaster in the valley, how do you see your response? Check ALL that would most likely apply.

		Response Percent	Response Count
a. None		1.3%	1
b. I would see to myself and my family, and monitor the situation on the radio/TV/internet.		67.1%	51
c. I would contact/check up on my neighbors.		76.3%	58
d. If contacted, I would respond with my CERT/MRC/HAM gear.		64.5%	49
e. If I was not contacted and phone service was available, I would call a CERT or MRC or HAM contact to see if response has been requested.		34.2%	26
f. If phone service had been interrupted, I would go to the locations specified in my CERT or MRC or HAM Information & Guidelines manual to check for instructions.		48.7%	37
Other (please specify)		17.1%	13
		answered question	76
		skipped question	18





9. 9. To help us understand training needs of our volunteers, what sorts of events would you most likely respond to beyond helping your family and neighbors? Check ALL that would apply.





		Response Percent	Response Count
a. None		4.9%	4
b. Floods		78.0%	64
c. Fire		70.7%	58
d. Earthquake		91.5%	75
e. Terrorist		58.5%	48
f. Health		53.7%	44
g. Traffic control		32.9%	27
Other (please specify)		9.8%	8
		<i>answered question</i>	82
		<i>skipped question</i>	12

10. 10. Which programs sponsored by CDCCC would you like to learn more about or get more involved with? (Please provide your email address at the end of the survey.) Check ALL that apply

		Response Percent	Response Count
a. None		35.9%	28
b. CERT (including continuing education)		43.6%	34
c. Medical Reserve Corps (MRC)		25.6%	20
d. HAM Radio		25.6%	20
e. Neighborhood Watch Plus/Map Your Neighborhood		25.6%	20
f. FireWise/FireCorps		16.7%	13
g. CDCCC Board		5.1%	4
h. Committee work		10.3%	8
		<i>answered question</i>	78
		<i>skipped question</i>	16

11. 11. What method do you prefer MOST to learn more about other CDCCC programs?			
		Response Percent	Response Count
a. None		1.2%	1
b. Email		59.8%	49
c. Website		17.1%	14
d. Facebook		2.4%	2
e. Yahoo Group		0.0%	0
f. Phone calls		2.4%	2
g. Newsletter sent to you via U.S. mail		3.7%	3
h. Newsletter sent to you via email		9.8%	8
i. Public classes		2.4%	2
j. Other social media		0.0%	0
Other (please specify)		1.2%	1
		answered question	82
		skipped question	12

12. 12. Do you know about the monthly CERT meetings being held on the 4th Wednesday of each month?			
		Response Percent	Response Count
a. Yes, and I have been attending one or more of them		17.3%	14
b. Yes, but I have not yet attended any of them		48.1%	39
c. No, but I might be interested depending on the topic being discussed		16.0%	13
d. No, I am not able to attend		18.5%	15
		<i>answered question</i>	81
		<i>skipped question</i>	13

13. 13. If you have had the opportunity to attend any of the above-mentioned CERT meetings, how relevant is the preparedness training you received?			
		Response Percent	Response Count
a. Very relevant		23.3%	17
b. Somewhat relevant		11.0%	8
c. Not very relevant		1.4%	1
d. I am not attending the monthly CERT meetings at this time		64.4%	47
		<i>answered question</i>	73
		<i>skipped question</i>	21

14. 14. In addition to the monthly CERT meetings, there are monthly MRC meetings and HAM Radio Club meetings. In order to increase attendance at all of these various educational meetings open to everyone, we would like to better understand what prevents you from attending more of these meetings or our other CDCCC activities. Check ALL that apply.

		Response Percent	Response Count
a. Work schedule, family commitments, or personal reasons		68.4%	54
b. Not interested in the programs or activities		10.1%	8
c. Travel distance		6.3%	5
d. I do attend when I can or plan to attend in the future		34.2%	27
Other (please specify)		13.9%	11
		<i>answered question</i>	79
		<i>skipped question</i>	15

15. 15. Do you know about the earthquake drill scheduled on June 12th? (If you plan to participate, please provide your email address at the end of the survey.)


		Response Percent	Response Count
a. Yes, and I plan to participate.		36.7%	29
b. Yes, but I won't be participating.		26.6%	21
c. No, but I would like to participate.		7.6%	6
d. No, and I won't be participating.		29.1%	23
		<i>answered question</i>	79
		<i>skipped question</i>	15


16. 16. How important do you think it is for CDCCC to sponsor drills of this sort?			Response Percent	Response Count
a. Very important			81.5%	66
b. Somewhat important			18.5%	15
c. Not very important			0.0%	0
Why or why not? (please specify)				8
			<i>answered question</i>	81
			<i>skipped question</i>	13

17. 17. Is there anything CDCCC can do to increase your involvement in one or more of our programs? (Please provide any ideas you may have.)			Response Count
			21
			<i>answered question</i>
			21
			<i>skipped question</i>
			73

18. 18. What CDCCC activities and training would you like to see more of in the future?			
		Response Percent	Response Count
a. I am satisfied with current activities and training		29.1%	23
b. CERT continuing education		39.2%	31
c. MRC meetings		7.6%	6
d. HAM Radio Club meetings		12.7%	10
e. First Aid/CPR classes		39.2%	31
f. Shelter classes		19.0%	15
g. Traffic control classes		13.9%	11
h. Personal and home preparedness		36.7%	29
i. Kit preparation		30.4%	24
j. Neighborhood Watch training		16.5%	13
k. HAM radio license and continuing education classes		24.1%	19
l. Online emergency preparedness classes		39.2%	31
m. Firewise classes		12.7%	10
Other (please specify)		6.3%	5
		<i>answered question</i>	79
		<i>skipped question</i>	15

19. 19. Is there anything else that you would like to tell us so that we can better serve you?		
		Response Count
		15
		<i>answered question</i>
		15
		<i>skipped question</i>
		79

20. 20. For classification purposes, please provide your zip code.			
		Response Percent	Response Count
		100.0%	80
	<i>answered question</i>		80
	<i>skipped question</i>		14

21. 21. (OPTIONAL) As this survey is anonymous, we will need your email address if you want to be contacted regarding one of your responses. So although it is optional, we strongly encourage you to include it.			
		Response Percent	Response Count
Email Address:		100.0%	50
	<i>answered question</i>		50
	<i>skipped question</i>		44